



This image shows a blank sheet of handwriting practice paper. The page is enclosed in a thick black border. The top portion of the page is a large, empty white space. Below this space, there are ten sets of horizontal lines for writing practice. Each set consists of three lines: a solid top line, a dashed middle line, and a solid bottom line. The sets are arranged vertically, providing a guide for letter height and placement.





This image shows a blank sheet of handwriting practice paper. The page is enclosed in a thick black border. The top half of the page is a large, empty rectangular box. Below this box, the page is divided into several sets of horizontal lines for writing practice. Each set consists of three lines: a solid top line, a dashed midline, and a solid bottom line. There are five such sets of lines arranged vertically down the page.




The image shows a large rectangular frame with a thick black border. The top portion of the frame is a large, empty white space. The bottom portion of the frame contains a series of horizontal lines designed for handwriting practice. These lines are organized into three distinct groups. Each group consists of three lines: a solid top line, a dashed middle line, and a solid bottom line. The groups are stacked vertically with consistent spacing between them.











A large rectangular box with a thick black border. The interior of the box is mostly empty white space. Near the bottom of the box, there are four horizontal lines, evenly spaced, extending across the width of the box. These lines appear to be part of a form or a template for writing.



This image shows a blank sheet of white paper with a thick black border. The paper is ruled with horizontal lines, starting from the top and extending to the bottom. The lines are evenly spaced and cover the entire width of the page. There is no text or other content on the page.



This image shows a blank sheet of lined paper. The paper is white and features a thick black border. The top portion of the page is completely blank. The bottom portion of the page is ruled with horizontal lines, creating a series of writing lines. There are 12 horizontal lines in total, spaced evenly down the page. The lines are thin and black, and they extend across the width of the page, leaving a small margin on the left and right sides.




A rectangular form with a black and white checkerboard border. The interior is divided into several horizontal sections by thin black lines. The top section is a narrow band. Below it is a large, empty rectangular area. At the bottom, there are several more narrow horizontal bands, similar in height to the top section. The entire form is centered on a white background.





This image depicts a standard sheet of white lined paper. It features a prominent, thick black rectangular border that frames the entire page. Near the top edge, there is a single horizontal line, positioned approximately one-tenth of the way down from the top border. Below this line, the page is filled with 21 evenly spaced horizontal ruling lines, creating a grid for writing. The lines are thin and black, extending across the width of the page. The overall layout is clean and professional, typical of a notebook or a page from a writing manual.



Blank handwriting practice paper with a thick black border. The page contains 12 sets of horizontal lines. Each set consists of a solid top line, a dashed middle line, and a solid bottom line. The first set of lines is positioned near the top of the page, and the remaining 11 sets are spaced evenly down to the bottom.

---

---

---

---

---

---

---

---

---

---


---

---

---


---

---




A series of 20 horizontal lines spaced evenly down the page, providing a writing area for text.





A series of 20 horizontal lines for writing, arranged in a single column on the left side of the page. The lines are evenly spaced and extend across most of the page width.



A series of 20 horizontal lines for writing, arranged in a column below the empty box.



Handwriting practice lines consisting of ten sets of horizontal lines. Each set includes a solid top line, a dashed middle line, and a solid bottom line, providing a guide for letter height and placement.




Handwriting practice lines consisting of ten sets of three horizontal lines. Each set includes a solid top line, a dashed middle line, and a solid bottom line, providing a guide for letter height and placement.




Handwriting practice lines consisting of ten sets of horizontal lines. Each set includes a solid top line, a dashed middle line, and a solid bottom line, providing a guide for letter height and placement.











This image shows a handwriting practice sheet. It features ten sets of horizontal lines arranged vertically. Each set consists of three lines: a solid top line, a dashed middle line, and a solid bottom line. The lines are evenly spaced and extend across most of the width of the page. The entire sheet is enclosed in a thick black border.

