

Notebooking...Building A Memorial For The Generations!

Featuring Cindy Rushton

"And it came to pass, when all the people were clean passed over Jordan, that the Lord spake unto Joshua, saying, Take you twelve men out of the people, out of every tribe a man, and command them, saying, Take you hence out of the midst of Jordan, out of the place where the priests' feet stood firm, twelve stones, and ye shall carry them over with you, and leave them in the lodging place, where ye shall lodge this night. Then Joshua called the twelve men, whom he had prepared of the children of Israel, out of every tribe a man. And Joshua said unto them, Pass over before the ark of the Lord your God into the midst of Jordan, and take you up every man of you a stone upon his shoulder, according unto the number of the tribes of the children of Israel: That this may be a sign among you that when your children ask their fathers in time to come, saying, What mean ye by these stones? Then ye shall answer them, That the waters of Jordan were cut off before the ark of the covenant of the Lord; when it passed over Jordan, the waters of Jordan were cut off: and these stones shall be for a memorial unto the children of Israel for ever." (Joshua 4)

Memorials...




Remember The Journey...

Remember The Tough Times...


Remember To Praise...

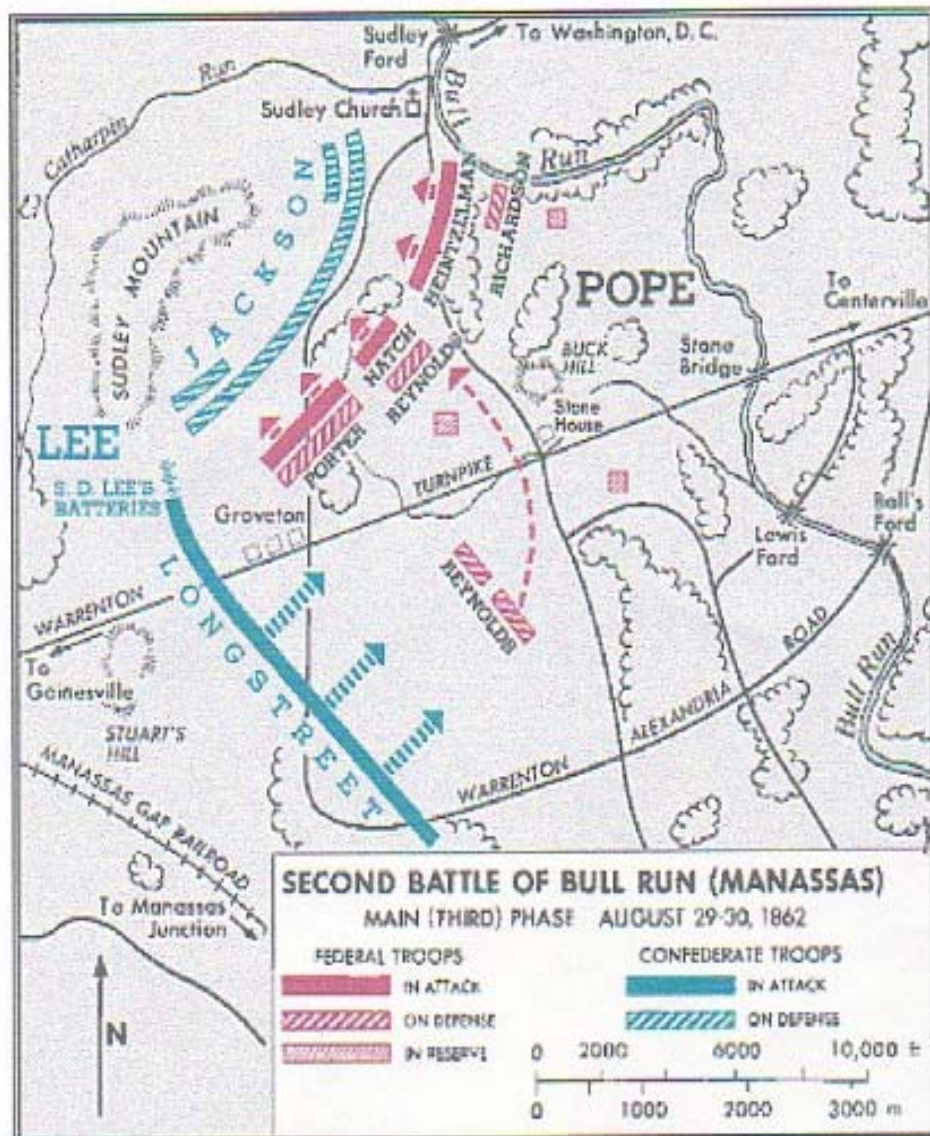
Helping The Generations To Come To Remember...

From Our Bible Study Notebooks...



Matthew's Civil War Notebook...





Copyright © 1994, 1995 Compton's NewMedia, Inc. All Rights Reserved.
 No Credit



Robert Edward Lee



General Thomas Jonathan "Stonewall" Jackson

"Knowing that intercessory prayer is our mightiest weapon and supreme call for Christians today, I pleadingly urge our people everywhere to pray...Let there be prayer at sun-up, noon day, at sun-down, at midnight, all through the day. Let us all pray for our children, our youth, our aged, our pastors, our homes. Let us pray for our churches. Let us pray for ourselves, that we may not lose the word 'concern' out of our Christian vocabulary. Let us pray for our nation. Let us pray for those who have never known Jesus Christ and redeeming love, for moral forces everywhere, for our national leaders. Let prayer be our passion. Let prayer be our practice."

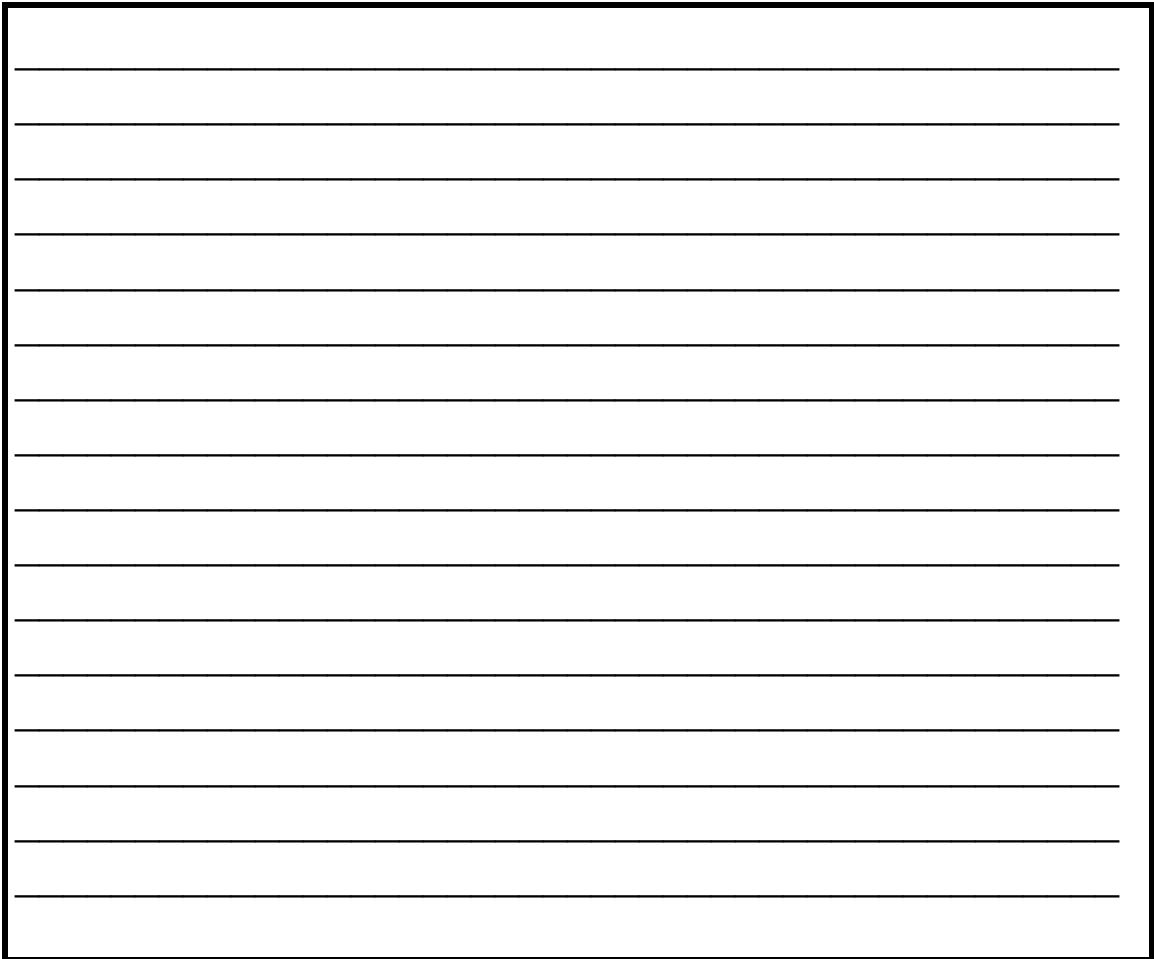
-Robert E. Lee (1807-1870), Commander in Chief of the Confederate Army of Northern Virginia



Forms To Get
You Started...


Reproduce this page if you need lines to write. Cut out the lines, paste on your page.
If these lines are too small see the next page.

We also use Scrapbooking Templates to cut out our words in neat shapes like hearts, stars, ovals, and squares, etc. Your imagination is the only limit! HAVE FUN!

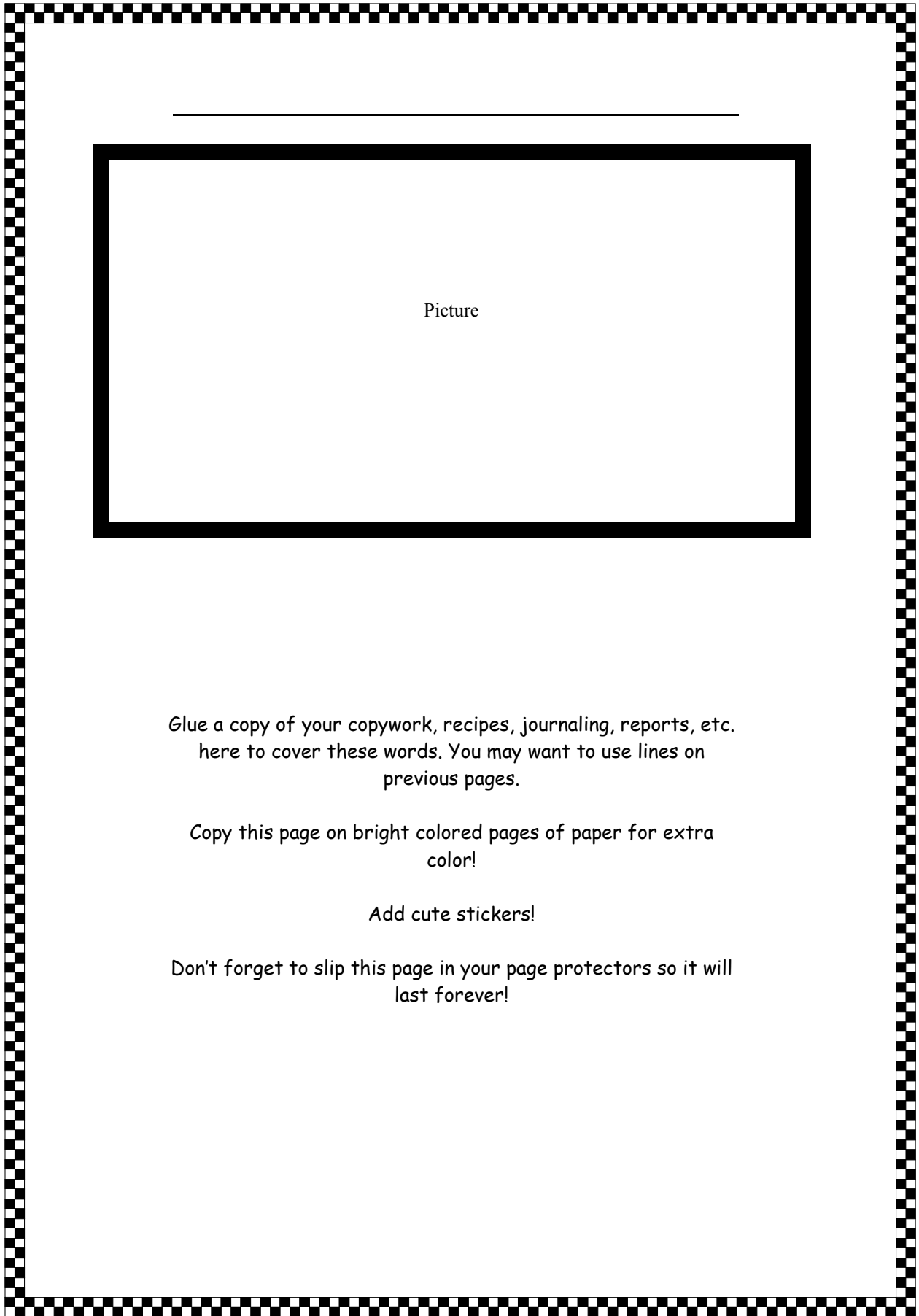
A large rectangular box with a thick black border, containing 20 horizontal lines for writing. The lines are evenly spaced and extend across the width of the box, leaving a small margin at the top and bottom.


Reproduce this page if you need lines to write. Cut out the lines, paste on your page.
If these lines are too big see the last page.

We also use Scrapbooking Templates to cut out our words in neat shapes like hearts, stars,
ovals, and squares, etc. Your imagination is the only limit! HAVE FUN!



A large rectangular box containing ten sets of handwriting lines. Each set consists of a solid top line, a dashed middle line, and a solid bottom line. The lines are evenly spaced and extend across the width of the box.






Picture


Glue a copy of your copywork, recipes, journaling, reports, etc.
here to cover these words. You may want to use lines on
previous pages.

Copy this page on bright colored pages of paper for extra
color!


Add cute stickers!

Don't forget to slip this page in your page protectors so it will
last forever!






Picture...



Picture...



Picture...

Draw a picture to paste into this area.

Glue a pressed specimen here and tell about
it below.

This image shows a blank sheet of handwriting practice paper. The page is enclosed in a black rectangular border. The top half of the page is a large, empty white space. The bottom half of the page contains six sets of horizontal lines for writing practice. Each set consists of three lines: a solid top line, a dashed midline, and a solid bottom line. The sets are arranged vertically, with a consistent gap between each set.

A large rectangular box with a thick black border, containing a series of horizontal lines for writing. The box is empty, and the lines are evenly spaced, providing a template for text entry.

Today's Sermon and Bible Study Notes...

_____ Title

Date _____

Teacher _____

Lined area for notes with horizontal lines.

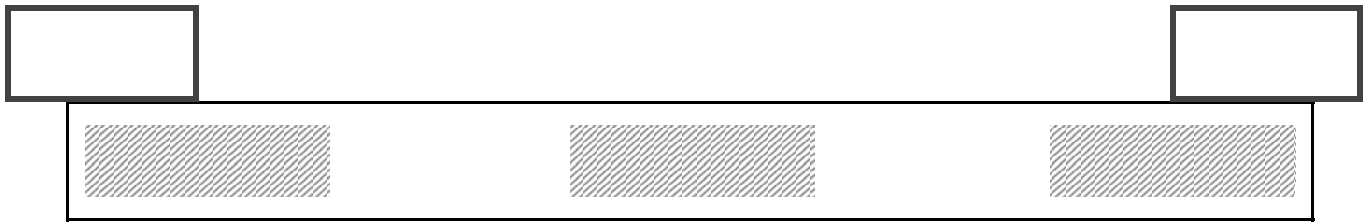
Today's Sermon and Bible Study Notes...


_____ Title

Date _____


Teacher _____

Lined area for notes with horizontal lines.







A blank sheet of lined paper with a black border and 20 horizontal lines. The lines are evenly spaced and extend across the width of the page. The bottom-most line is a dashed line.



A large rectangular box containing ten sets of handwriting lines. Each set consists of a solid top line, a dashed middle line, and a solid bottom line, providing a guide for letter height and placement.



A large rectangular box containing ten sets of handwriting lines. Each set consists of a solid top line, a dashed middle line, and a solid bottom line, providing a guide for letter height and placement.



A series of horizontal lines for handwriting practice, consisting of solid top and bottom lines with a dashed middle line, repeated multiple times.

