



E

e

Handwriting practice lines consisting of 10 sets of three horizontal lines (top solid, middle dashed, bottom solid) for tracing and writing the letter 'e'.



F




f


F

f

Handwriting practice lines for the letter 'f'. The page contains ten sets of horizontal lines, each consisting of a solid top line, a dashed middle line, and a solid bottom line, providing a guide for letter height and placement.



G




g

G


Handwriting practice lines for the letter G. The page contains ten sets of horizontal lines, each consisting of a solid top line, a dashed middle line, and a solid bottom line, providing a guide for letter height and placement.

g

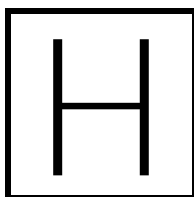
Handwriting practice lines for the letter 'g'. The page contains ten sets of horizontal lines, each consisting of a solid top line, a dashed middle line, and a solid bottom line, providing a guide for letter height and placement.




H



h





H




A series of ten sets of handwriting lines, each consisting of a solid top line, a dashed middle line, and a solid bottom line, provided for practicing the letter 'H'.


h

Handwriting practice lines for the letter 'h'. The page contains ten sets of horizontal lines, each consisting of a solid top line, a dashed middle line, and a solid bottom line, providing a guide for letter height and placement.

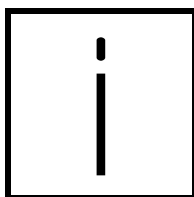





i




Handwriting practice lines consisting of solid top and bottom lines with a dashed middle line, repeated for multiple rows.



A series of ten horizontal writing lines. Each line set consists of a solid top line, a dashed middle line, and a solid bottom line, providing a guide for letter height and placement.



J




j


J

Handwriting practice lines for the letter 'J'. The page contains ten sets of horizontal lines, each consisting of a solid top line, a dashed middle line, and a solid bottom line, providing a guide for letter height and placement.

j



K



k

K

Handwriting practice lines for the letter 'K'. The page features a decorative black and white checkered border. Below the letter 'K' in a square box, there are ten sets of horizontal lines for writing. Each set consists of a solid top line, a dashed middle line, and a solid bottom line.